



CR-V



HONDA

Your dreams go with you.

THE HONDA CR-V RAISES THE BAR

The vehicle that defined a category now redefines what a compact sport-utility vehicle can be. Introducing the redesigned Honda CRV: delivering a wealth of standard features and driver and passenger conveniences. Welcome to the style, elegance and versatility of the Honda CR-V.



CR-V shown in: Modern Steel Metallic



CR-V shown in: Black Interior



TRAVEL IN STYLE

Discover comfort and style in a cabin boasting attention to every detail. From front seats designed for greater comfort to more rear legroom than even many larger SUVs, you and your passengers are comfortable from Point A to B.

EXCELLENCE IN EVERY DETAIL

Every surface, every contour, and every feature has been thoughtfully designed to create a truly superior driving experience in every sense. The CR-V brings together an impressive collection of features and conveniences, all designed with you in mind.



PANORAMIC ROOF

The large panoramic roof on the CR-V offers beautiful, expansive views to passengers in the second row. Whether its being used to stargaze or to get a better view of Mother Nature, it's a sight for your eyes (RVSi).

DISPLAY AUDIO TOUCHSCREEN & IN-CAR SMARTPHONE INTEGRATION APP¹

Connect your CR-V with your compatible smartphone for directions, appointments and even the weather on the standard 7-inch display audio touch screen

REAR USB PORTS

Keep your passengers powered up for whatever comes next with dual 2.5-amp USB charging ports in the second row (RVSi).

DUAL-ZONE AUTOMATIC CLIMATE CONTROL

With Dual-Zone Automatic Climate Control, it's easy to keep everyone comfortable whenever you and your passengers are out and about.



START YOUR DAY RIGHT

The redesigned CR-V delivers more comfort and convenience than ever, from an available leather-trimmed interior to a power tailgate (RVSi). Because design that enhances is the Honda way.



CR-V shown in: Lunar Silver Metallic



CR-V shown in: Black Interior



POWER TAILGATE WITH PROGRAMMABLE HEIGHT AND HANDS-FREE ACCESS

The tailgate opens to your exact specifications and as a Honda first, hands-free access means you can open the tailgate with the kick of a leg (RVSi).



LED FOG LIGHTS

Find your way through the weather and enhance your visibility with stylish round LED fog lights on the RVi trim and strip LED fog lights on the RVSi trim.



MORE ROOM FOR WHAT MATTERS

Generous cargo space becomes even roomier with a fold-flat second row. Whether you're running errands or roaming across the country, the CR-V has room to spare.*

Honda reminds you to properly secure cargo items.



**DESIGNED FOR
EVERYDAY LIFE**

**ELEGANCE THAT
GOES ANYWHERE**



TRAVEL WITH CONFIDENCE

Safety is always a priority for Honda. That is why every CR-V comes equipped with standard safety features designed to keep you and your loved ones comfortable and protected at all times.



CR-V shown in: Lunar Silver Metallic



PARKING SENSORS
Sensors on the rear bumpers of the CR-V can detect vehicles approaching from either side. The driver is alerted by an audible chime and arrows in the rearview camera display. RVSi trims are equipped with front sensors.



Honda LANEWATCH²
Signal left and a small camera displays live video on your Display Audio screen, revealing nearly four times more than the passenger-side mirror alone (RVSi).



MULTI-ANGLE REARVIEW CAMERA³
Backing up doesn't have to be a guessing game. See more of what's behind you with the multi-angle rearview camera with dynamic guidelines.



ADVANCED COMPATIBILITY ENGINEERING (ACE) BODY STRUCTURE
The ACE body structure is a Honda-exclusive body design that enhances occupant protection and crash compatibility in frontal collisions.

HIGH-END ADVENTURE



ENGINE	RVi	RVSi
ENGINE TYPE	IN-LINE 4-CYLINDER	IN-LINE 4-CYLINDER
BOOST PRESSURE (PSI)	18	18
DISPLACEMENT (LITERS / CC)	1.5 / 1498	1.5 / 1498
HORSEPOWER @ RPM	188 @ 5600	188 @ 5600
TORQUE (LB-FT @ RPM)	177 @ 2000 - 5000	177 @ 2000 - 5000
BORE AND STROKE (MM)	73 x 89.5	73 x 89.5
COMPRESSION RATIO	10.3 : 1	10.3 : 1
VALVE TRAIN	16-VALVE DOHC VTEC	16-VALVE DOHC VTEC
DIRECT FUEL INJECTION	■	■
ELECTRIC PARKING BRAKE (EPB) WITH AUTOMATIC BRAKE HOLD	■	■
ECO ASSIST SYSTEM	■	■
ACTIVE NOISE CANCELLATION (ANC)	■	■
HILL START ASSIST (HSA)	■	■
DIRECT IGNITION SYSTEM WITH IMMOBILIZER	■	■
REAL TIME AWD WITH INTELLIGENT CONTROL SYSTEM	AVAILABLE	AVAILABLE
REMOTE ENGINE START	-	■
TRANSMISSION	RVi	RVSi
CONTINUOUSLY VARIABLE TRANSMISSION (CVT) WITH SPORT MODE	■	■
BODY / SUSPENSION / CHASSIS	RVi	RVSi
MACPHERSON STRUT FRONT SUSPENSION	■	■
MULTI-LINK DOUBLE WISHBONE REAR SUSPENSION	■	■
VARIABLE RATIO ELECTRIC POWER-ASSISTED RACK-AND-PINION STEERING (EPS)	■	■
STABILIZER BAR (MM, FRONT / REAR, 2WD [AWD])	23 / 17.7 [23 / 13]	23 / 17.7 [23 / 13]
STEERING WHEEL TURNS, LOCK-TO-LOCK	2.34	2.34
STEERING RATIO	12.30 : 1	12.30 : 1
TURNING DIAMETER, CURB-TO-CURB (M)	11.25	11.25
POWER-ASSISTED VENTILATED FRONT DISC / SOLID REAR DISC BRAKES (MM, FRONT / REAR)	315 / 310	315 / 310
ALLOY WHEELS	17"	18"
TIRES	235 / 65 R17 104H	235 / 60 R18 103H
FULL-SIZED SPARE TIRE	■	■
EXTERIOR MEASUREMENTS	RVi	RVSi
WHEELBASE (MM)	2661	2661
LENGTH (MM)	4571	4571
HEIGHT (MM, 2WD / AWD)	1657 / 1667	1657 / 1667
WIDTH (MM)	1855	1855
TRACK (MM, FRONT / REAR, 2WD [AWD])	1601 / 1617 [1598 / 1613]	1601 / 1617 [1598 / 1613]
GROUND CLEARANCE (MM, UNLADEN) (2WD / AWD)	198 / 208	198 / 208
CURB WEIGHT (KG, 2WD) [WITH LEATHER]	1529	[1573]
CURB WEIGHT (KG, AWD) [WITH LEATHER]	1582	1616 [1625]
WEIGHT DISTRIBUTION (%), FRONT / REAR, CVT 2WD)	58 / 42	58 / 42
WEIGHT DISTRIBUTION (%), FRONT / REAR, CVT AWD)	57 / 43	57 / 43
INTERIOR MEASUREMENTS	RVi	RVSi
HEADROOM (MM, FRONT / REAR)	1018 / 996	961 / 974
LEGROOM (MM, FRONT / REAR)	1050 / 1025	1050 / 1025
SHOULDER ROOM (MM, FRONT / REAR)	1470 / 1412	1470 / 1412
HIPROOM (MM, FRONT / REAR)	1400 / 1257	1400 / 1257
CARGO VOLUME (M³ / LITERS)	0.99 / 994	0.99 / 994
PASSENGER VOLUME (M³ / LITERS)	2.99 / 2999	2.88 / 2877
SEATS	5	5
FUEL & CAPACITY	RVi	RVSi
FUEL TANK CAPACITY (LITERS)	57	57
REQUIRED FUEL	REGULAR UNLEADED	REGULAR UNLEADED
SAFETY	RVi	RVSi
VEHICLE STABILITY ASSIST (VSA) WITH TRACTION CONTROL	■	■
ANTI-LOCK BRAKING SYSTEM (ABS)	■	■
ELECTRONIC BRAKE DISTRIBUTION (EBD) WITH BRAKE ASSIST	■	■
LED DAYTIME RUNNING LIGHTS (DRL)	■	■
MULTI-ANGLE REARVIEW CAMERA WITH GUIDELINES	■	■
ADVANCED COMPATIBILITY ENGINEERING (ACE) BODY STRUCTURE	■	■
FRONT AIRBAGS (SRS)	■	■
3-POINT SEAT BELTS AT ALL SEATING POSITIONS	■	■
FRONT 3-POINT SEAT BELTS WITH AUTOMATIC TENSIONING SYSTEM	■	■
LOWER ANCHORS AND TETHERS FOR CHILDREN (LATCH): LOWERS ANCHORS (2ND- ROW OUTBOARD), TETHER ANCHORS (2ND-ROW OUTBOARD)	■	■
DRIVER'S AND FRONT PASSENGER'S SEAT BELT REMINDER	■	■
CHILD-PROOF REAR DOOR LOCKS	■	■
DRIVER ATTENTION MONITOR	■	■
HONDA LANEWATCH	-	■
FRONT SIDE AIRBAGS	-	AVAILABLE
SIDE CURTAIN AIRBAGS	-	AVAILABLE

EXTERIOR FEATURES	RVi	RVSi
VARIABLE INTERMITTENT WINDSHIELD WIPERS	■	-
PROJECTOR-BEAM HALOGEN HEADLIGHTS WITH AUTO-ON / OFF	■	-
PARKING SENSORS (REAR)	■	-
BODY-COLORED POWER SIDE MIRRORS WITH INTEGRATED TURN INDICATORS, POWER FOLDING, AND REVERSE GEAR TILT DOWN	■	■
FIN-TYPE ROOF-MOUNTED ANTENNA	■	■
REVERSE-LINKED INTERMITTENT REAR WINDOW WIPER / WASHER	■	■
REMOTE ENTRY SYSTEM	■	■
BODY-COLORED ROOFLINE SPOILER WITH INTEGRATED BRAKE LIGHT	■	■
BODY-COLORED DOOR HANDLES	■	■
MUDGUARDS	■	■
SECURITY SYSTEM	■	■
LED FOG LIGHTS	■	■
SMART ENTRY SYSTEM WITH WALK AWAY AUTO LOCK	■	■
DUAL CHROME EXHAUST FINISHERS	■	■
PARKING SENSORS (FRONT / REAR)	-	■
RAIN-SENSING VARIABLE INTERMITTENT WINDSHIELD WIPERS	-	■
LED HEADLIGHTS WITH AUTO-ON / OFF	-	■
ONE-TOUCH POWER PANORAMIC ROOF WITH TILT FEATURE	-	■
POWER TAILGATE WITH PROGRAMMABLE HEIGHT	-	■
POWER TAILGATE WITH PROGRAMMABLE HEIGHT AND HANDS FREE ACCESS	-	AVAILABLE
COMFORT & CONVENIENCE	RVi	RVSi
POWER WINDOWS WITH AUTO-UP / DOWN FOR ALL WINDOWS	■	-
DUAL-ZONE AUTOMATIC CLIMATE CONTROL SYSTEM	■	■
POWER DOOR AND TAILGATE LOCKS	■	■
CRUISE CONTROL	■	■
ONETOUCH TURN INDICATORS	■	■
TILT AND TELESOPIC STEERING COLUMN	■	■
INSTRUMENT PANEL-MOUNTED SHIFTER	■	■
MULTI-FUNCTIONAL CENTER CONSOLE STORAGE WITH SLIDING ARMREST	■	■
SLIDING SUNVISORS	■	■
SUNGLASS HOLDER	■	■
BEVERAGE HOLDERS (FRONT / REAR)	■	■
GLOVE COMPARTMENT	■	■
DOOR-POCKET STORAGE BINS (FRONT/REAR)	■	■
MAP LIGHTS	■	■
REAR-SEAT CENTER ARMREST	■	■
REAR-SEAT HEATER DUCTS	■	■
DRIVER-SIDE GARMENT HOOK	■	■
REMOTE FUEL FILLER DOOR RELEASE	■	■
REAR WINDOW DEFROSTER	■	■
CARGO AREA TIE-DOWN ANCHORS	■	■
CARGO AREA LIGHT	■	■
ILLUMINATED STEERING WHEEL-MOUNTED CONTROLS	■	■
DRIVER'S AND FRONT PASSENGER'S ILLUMINATED VANITY MIRRORS	■	■
DRIVER'S AND FRONT PASSENGER'S SEATBACK POCKETS	■	■
PUSH BUTTON START	■	■
AMBIENT LIGHTING	■	■
LEATHER-WRAPPED STEERING WHEEL AND SHIFT KNOB	■	■
POWER WINDOWS WITH AUTO-UP/DOWN FOR ALL WINDOWS	-	■
AUTOMATIC-DIMMING REARVIEW MIRROR	-	■
SEATING	RVi	RVSi
DRIVER'S SEAT WITH 6-WAY MANUAL ADJUSTMENT	■	-
ADJUSTABLE FRONT SEAT-BELT ANCHORS	■	■
EASY FOLD-DOWN 60 / 40 SPLIT REAR SEATBACK	■	■
HEAD RESTRAINTS AT ALL SEATING POSITIONS	■	■
DRIVER'S SEAT WITH 12-WAY POWER ADJUSTMENT, INCLUDING 4-WAY POWER LUMBAR SUPPORT	-	■
FRONT PASSENGER'S SEAT WITH 4-WAY POWER ADJUSTMENT	-	AVAILABLE
DRIVER'S SEAT WITH TWO-POSITION MEMORY	-	AVAILABLE
LEATHER-TRIMMED SEATS	-	AVAILABLE
AUDIO & CONNECTIVITY	RVi	RVSi
180-WATT AUDIO SYSTEM WITH 8 SPEAKERS	■	■
7-INCH DISPLAY AUDIO TOUCH SCREEN	■	■
BLUETOOTH HANDS FREE LINK	■	■
BLUETOOTH STREAMING AUDIO	■	■
IN-CAR SMARTPHONE INTEGRATION APP	■	■
SPEED-SENSITIVE VOLUME CONTROL (SVC)	■	■
12-VOLT POWER OUTLET IN CENTER CONSOLE	■	■
USB AUDIO INTERFACE WITH 1.0 A IN FRONT CONSOLE	■	■
USB AUDIO/SMARTPHONE WITH 1.5 A IN FRONT CONSOLE	■	■
2.5 A USB CHARGING PORTS IN SECOND ROW	-	■

■ = STANDARD


- = NOT AVAILABLE

CR-V



CR-V shown in: Aegean Blue Metallic


COLORS




Platinum White Pearl
Black / Ivory Interior




Lunar Silver Metallic
Black Interior




Modern Steel Metallic
Black Interior



Crystal Black Pearl
Black / Ivory Interior



Aegean Blue Metallic
Black Interior



Coffee Cherry Red
Black / Ivory Interior



CR-V shown in: Coffee Cherry Red

ACCESSORIES



¹ In-car Smartphone Integration App may not be supported in all countries. ² Display accuracy will vary based on weather, size of object and speed, and the display may not show all relevant traffic. The display is not a substitute for your own direct visual assessment of traffic conditions before changing lanes. ³ Always visually confirm that it is safe to drive before backing up; the rearview camera display does not provide complete information about all conditions and objects at the rear of your vehicle. Honda reminds you and your passengers to always use seat belts and appropriate child seats. Children 12 and under are safest when properly restrained in the rear seat. Specifications, features, illustrations and equipment shown in this brochure are based upon latest available information at the time of printing. Although descriptions are believed to be correct, accuracy cannot be guaranteed. American Honda Motor Co., Inc., reserves the right to make changes at any time, without notice or obligation, in colors, specifications, accessories, materials and models. Some features mentioned herein are not available in all areas. Please see your Honda dealer for details. Some vehicles may be shown with optional equipment. Available = Optional. All images contained herein are either owned by American Honda Motor Co., Inc., or used under a valid license. It is a violation of federal law to reproduce these images without express written permission from American Honda Motor Co., Inc., or the individual copyright owner of such images. Honda, the H mark symbol, Honda LaneWatch, Advanced Compatibility Engineering, ACE, ECON logo, HandsFreeLink and Walk Away Auto Lock are trademarks of Honda Motor Co., Ltd. Printed in USA 12/2020.



HONDA

Your *dreams* go with you.

latincaribbean.hondatechtutor.com
For helpful videos about vehicle features.

hondalatincaribbean.com
Locate your Honda Distributor online.

2020 American Honda Motor Co., Inc. 21M KU
Printed in the U.S.A. on recycled paper.

 **TECH TUTOR**